




betta
BLINDS AND AWNINGS



Simply Stunning



Straight Drop, Spring Operated Awning

This Straight Drop External Awning is similar to an internal roller and is perfect for conserving space. This awning is spring loaded with an up or down control, and a very easy pull down and hook design.

The awning can be rolled away smartly into an optional colour coordinated weather box providing protection for your awning when retracted.

Features and Benefits:

- 5 Sided Aluminium Bottom Bar
- Stainless Saddle & Hook or Tonneau Loops & Buttons
- Zinc Plated Brackets Standard
- 63mm Aluminium Top Tube
(No Bottom Valance Available)

Options:

- Pull Down Stick
- Stainless Steel Brackets Upgrade
- Weather Box

Standard Extrusion Colours:





Automatic (Auto Lock Arm) Awning

Automatic Roll-Up Fabric Awnings, are not automated as such, but they roll up easily (automatically) hence the name. This product offers the benefits of privacy and sun protection and is suitable for ground floor windows and balconies. The minimal projection conserves space as it allows close fitting to windows.

Self-locking arms allow simple shade adjustment by hand or by a pull stick to variable heights.

Features and Benefits:

- Zinc Plated Guide Bar and Brackets Standard
- 150mm or 300mm guide bar arms
- 63mm Aluminium Top Tube
- 5 Sided Aluminium Bottom Bar

Options:

- Pull Down Stick
- Bottom Valance
- Stainless Steel Upgrade (guide bar, guide bar arms and brackets)
- Claw Fixed Arm
- Weather Box

Standard Extrusion Colours:





Straight Drop, Multi Stop Awning

The Multi Stop Awning with its unique design provides you with complete control of the awning position. The awning is held in place by a simple twist of the bottom rail.

This spring operated awning is designed to maximise the use of your outdoor areas all year round without creating a visual barrier. Our unique aluminium side channels can be used as posts, allowing for greater areas to be covered.


Features and Benefits:

- 5 Sided Aluminium Bottom Bar
- 63mm Aluminium Top Tube
- Unique Snap Infill for easy Face Fit (conceals screws)

Options:

- Pull Down Stick
- Bottom Valance
- Pull Down Handle
- Aluminium Cassette
- Post Foot

Standard Extrusion Colours:





Drop Arm, Crank Handle Awning

Designed to withstand adverse weather, drop arm awnings operate by using concealed springs in the arms to extend the awning. This creates a larger area between the awning and window enabling greater air flow.

Control harsh sun conditions and uncomfortable heat with a manual gearbox, or the option of full motorisation. A weather box is recommended if motorising.


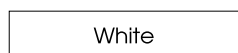
Features and Benefits:


- Heavy duty Aluminium Spring Loaded Arms
- 80mm Aluminium Top Tube
- Aluminium Brackets

Options:

- Weather Box
- Bottom Valance
- Motorisation
- Crank Handle

Standard Extrusion Colours:





Straight Drop, Crank Handle Awning

This Straight Drop Awning is similar to an internal roller. The awning can be rolled up out of the way or positioned to your desired height. A lock down latch set is also supplied which keeps the fabric taut when locked down.

Crank handle operation allows you to manually operate this awning. A cassette hood or weather box is also available.

Features and Benefits:

- Grade 316 Stainless Steel Lock Down Latch Set
- Aluminium Brackets
- Crank Handle

Options:

- Weather Box
- Aluminium Cassette
- Bottom Valance

Standard Extrusion Colours:





Straight Drop, Side Channel Awning

The smooth operation of the Side Channel Awning can be done via crank handle or full motorisation which is effective and easy to use. Our unique side channels house the fabric and heavy duty bottom rail. The side channel can be used as posts, allowing for greater areas to be covered. Lock in pins are used to lock off the bottom rail at your desired position.

The optional aluminium cassette is recommended when motorising.

Features and Benefits:


- Unique Snap Infill for easy Face Fit (conceals screws)
- Inner Channel Felt Strips

Options:

- Bottom Skirt available
- Motorisation
- Crank Handle
- Aluminium Cassette
- Post Foot

Standard Extrusion Colours:





Straight Drop, Wire Guide Awning

The self-aligning system of the wire cables guide the awning up and down, affording greater stability and a beautifully controlled movement. Marine grade stainless steel cables run vertically on each side of the blind and stainless steel tensioners are used to ensure the cables are taut; you also have 3 options for anchoring your wire to suit any fixing point.

A cassette or weather box is recommended if motorising.

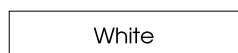
Features and Benefits:

- Grade 316 Stainless Steel 3.2mm Wire
- Aluminium Brackets

Options:

- Grade 316 Stainless Steel Lock Down Latch Set
- Bottom Valance
- Weather Box
- Aluminium Cassette
- Motorisation
- Crank Handle

Standard Extrusion Colours:





Zipscreen™

Zipscreen™ is the ultimate external screening solution for any outdoor area or window. Specially designed for alfresco, veranda, and balcony applications, Zipscreen™ offers privacy and protection from the sun, wind, rain, and insects all year round.

Custom built, Zipscreen™ systems can be made in widths of up to 5.8 metres and of drops up to 4 metres, or an impressive 7 metres with Zipscreen™ Extreme, offering an external solution to fit almost any area.

The patented new Ultra-Lock boasts adaptive locking technology, which allows the shade position to be easily reset if simultaneous locking is interrupted by unexpected weather conditions or obstacles. A stronger heavy duty latching pin combined with a hidden integrated design ensures a reliable solution.

Available: Motorised, Spring and Crank operation, with great selection of Mesh Materials and colours to choose from.

Standard Extrusion Colours:

White

Paperbark

Monument

Black

Classic Cream

Woodland Grey



Ziptrak®

Introducing the Ziptrak® track guided awning system that provides superior insulation and sun protection. Ziptrak® is the original and trusted track guided blind system with a patented design that glides smoothly and stops at any height.

Offering protection during every season from UV, sun, wind, and rain for year-round outdoor entertaining. Instantly transform your space to create a sense of seclusion and sanctuary. You'll spend more time enjoying life outdoors with family and friends. Make the most of Australia's beautiful climate and protect yourself from undesirable weather. Ziptrak® shields you and your patio from wind, rain, dust, glare and insects.

Acrylic, Mesh and PVC Clear materials are suitable for Ziptrak® awnings, with Spring or Motorised operations available.

Standard Extrusion Colours:



Turnils Folding Arm Awning

Cabrera XL Folding Arm Awnings are full cassette awnings that offer extra fabric and hardware protection. Our FA58 Viento Folding Arm Awnings is a stylish semi-cassette design for superior fabric protection and a sleek, stream-lined finish. The Sirocco Series, FA42 and FA22 Classic Folding Arm Awnings represents the latest technologies in Swedish modular design. Motorised options available.

Acmeda Folding Arm Awning

Feng and Kumo are beautifully designed with a rounded and enclosed full cassette. Klip and Stein are the classic square bar awning, re-invented. Every single component is designed and modelled to perfection. Piuma is an open-style, versatile retractable awning. This model is high in quality and performance at an accessible price. Motorised options available.

Shaw Outdoor Folding Arm Awning

Base Plus is a premium full cassette awning with appealing smooth lines. Australia R-Pitch gives the home owner the ability to adjust the pitch themselves. Australia R-90 offers full sun protection with the option of a hood to protect the hardware and fabric. Motorised options available.



www.betta-blinds.com.au



 **betta**
BLINDS AND AWNINGS